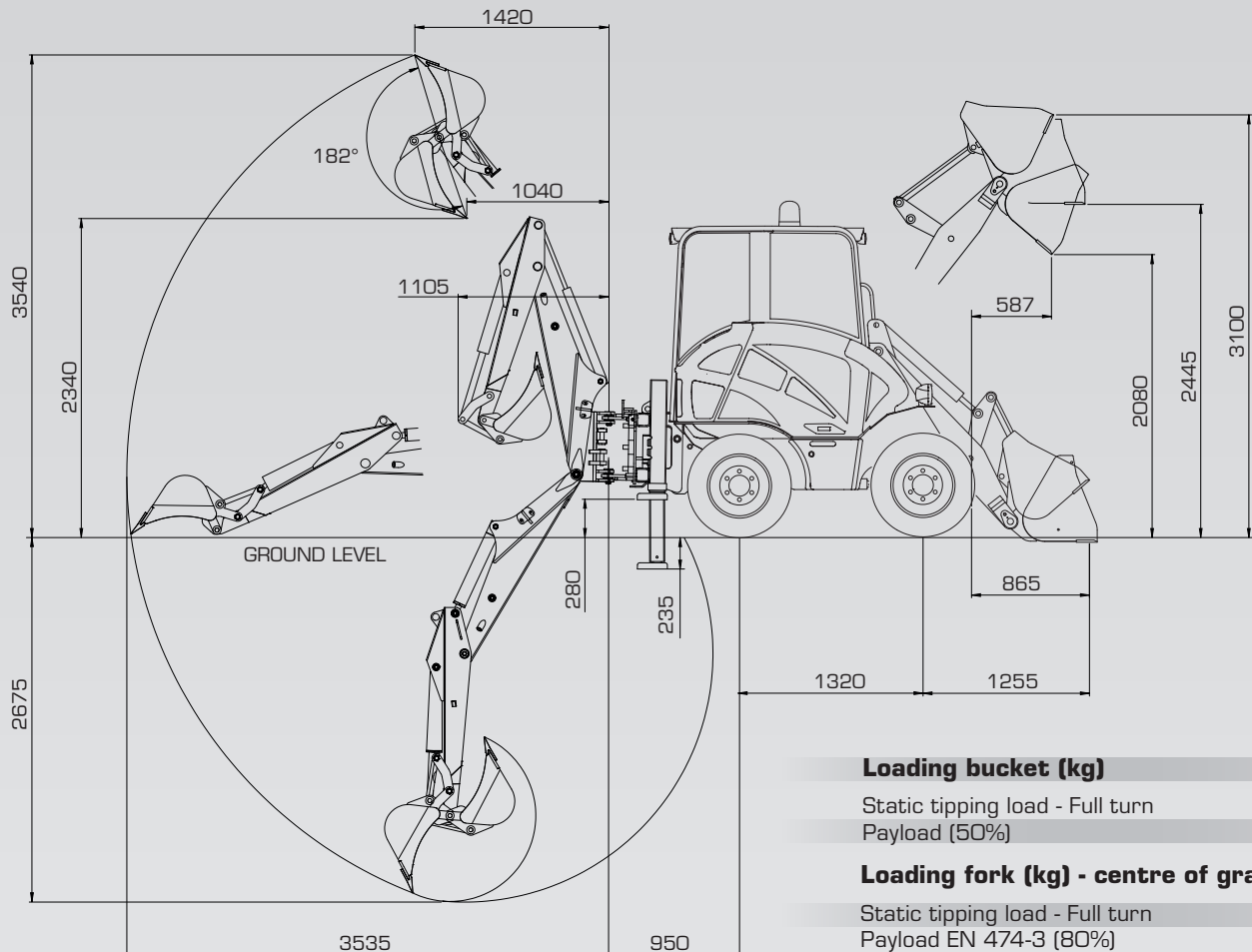
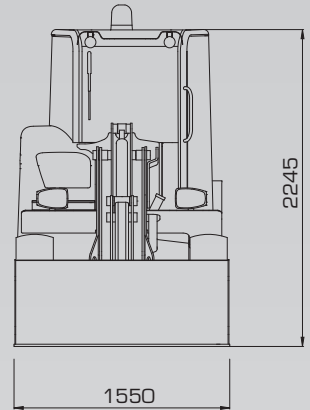
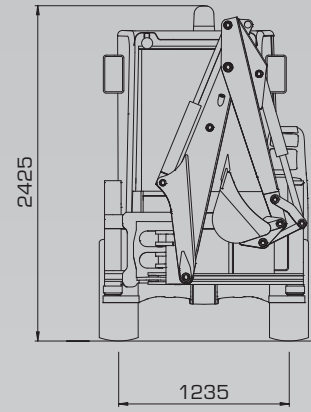
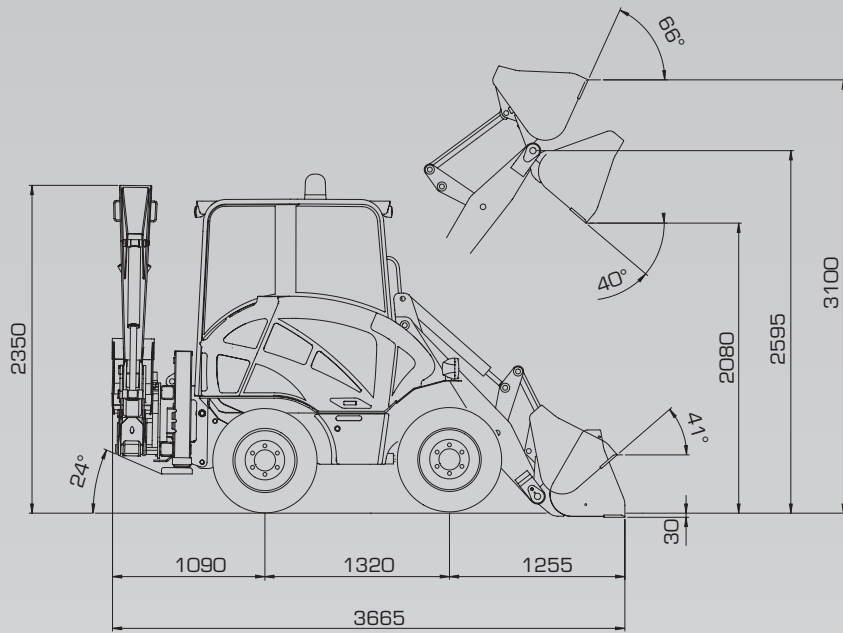




1.33C

4WS MINI LOADER
MINI BACKHOE LOADER



Loading bucket (kg)

Static tipping load - Full turn	2.000
Payload (50%)	1.000

Loading fork (kg) - centre of gravity 500 mm

Static tipping load - Full turn	1.450
Payload EN 474-3 (80%)	1.150
Payload EN 474-3 (60%)	870
Payload DIN 24094 (50%)	725

DIESEL ENGINE

3 cylinder in line engine, turbocharged, common-rail injection with electronic control, exhaust gas recirculation EGR, water cooled, dry filtration, diesel oxidation catalyst (DOC), diesel particulate filter (DPF).

Emissioned according to CE 97/68 - Stage V/Tier 4f.

Type	Kubota D1803-CR-T
Max power.	39 kW - 53 HP
Rated rpm	rpm 2.700
Rated Power Gross SAE J1995	37 kW - 50 HP
Rated Power Net SAE J1349	35,3 kW - 47 HP
Max. torque	Nm 150,5
Bore	mm 87
Stroke	mm 102,4
Displacement	cm ³ 1.826

ELECTRIC SYSTEM

Battery	12 Volt
Capacity EN 60095-1	80 Ah - 770 A
Alternator rating	60 A
Reverse warning	Standard
Wiring according with	IP 67 DIN 40050

TRANSMISSION

Hydrostatic transmission with automatic power regulation and closed circuit with variable - displacement pump and motor. Two forward/reverse speeds with single-lever electric control.

	forward	reverse
1 st gear km/h	0÷8	0÷8
2 nd gear km/h	0÷20	0÷20

AXLES

Designed for heavy duties, all wheel-drive.

Automatic self-locking differentials.

Planetary final drives in each wheel.

Front axle: steering and oscillating up to a total angle of 15°.

Rear axle: steering and fixed to the frame

BRAKE SYSTEM

Service: disk brake hydraulically operating on front axle, working on all wheels.

Parking brake: mechanical drum brake operating on service brake, manually actuated.

TYRES

Standard	12 - 16.5
Option	10 - 16.5
Option	10.0/75 x 15.3

STEERING

Servo-assisted through hydraulic LOAD SENSING steering units.

Inner tyres turning radius	mm 780
External tyres turning radius	mm 2.310
External bucket turning radius	mm 2.790

HYDRAULIC SYSTEM

LOAD SENSING gear pump with priority valve for the steering circuit, the second for the hydraulic fan.

Modular three-element control valve for the loader, modular six-element control valve for the backhoe.

Double acting hydraulic cylinders. Hydraulic oil cooling radiator.

Full-flow oil filter on the drain pipe.

Single cloche-lever arm control with 4-position lifting system and 3 position bucket system.

Max. flow	lt/1'	54
Loader relief valve pressure	bar	210
Steering relief valve pressure	bar	140
Lift cylinder	mm	90 x 455
Bucket cylinder	mm	65 x 500

SERVICE CAPACITIES

Engine	lt	8
Front differential + Drop box	lt	2,8
Rear differential	lt	2
Planetary gear	lt	0,2
Hydraulic circuit	lt	50
Brake system	lt	0,3
Fuel	lt	45
Water cooling	lt	11

TECHNICAL FEATURES

Loader

Standard bucket capacity	m ³	0,45
Bucket width	mm	1.550
Breakout force	kg	2.500

Backhoe loader

Type	VF	2.75
Standard bucket capacity	lt	45
Standard bucket width	mm	300
Dipper stick max. penetration capacity	kg	1.400
Max. breakout force on the bucket tip	kg	2.600
Hydraulic lifting capacity on the bucket pin up	kg	700
Rotating		180°
A - Max digging depth	mm	2.750
(Telescopic/optional)	mm	3.250
B - Standard digging depth	mm	2.600
(Telescopic/optional)	mm	3.100

DIMENSIONS AND WEIGHT

Max. lenght in transfer position (loader)	mm	3.460
Max. lenght in transfer (backhoe loader)	mm	3.610
Max. width in transfer position	mm	1.550
Width across tyre	mm	1.500
Tracks width	mm	1.235
Ground clearance	mm	265
Standard weight in running order (loader)	kg	3.000
Standard weight in running order (backhoe loader)	kg	3.150
Max. weight in running order	kg	3.450



Via Piratello, 106 - 48022 Lugo (RA) ITALY
Tel. +39 0545 904411 Fax +39 0545 30389
e-mail: info@vf-venieri.com www.vf-venieri.com
Spare Parts
Tel. +39 0545 904429 Fax +39 0545 24555